

PHOTOELECTRIC DETECTOR C200



The C series are quad photoelectric detectors designed to provide reliable perimeter security both indoors and outdoors.

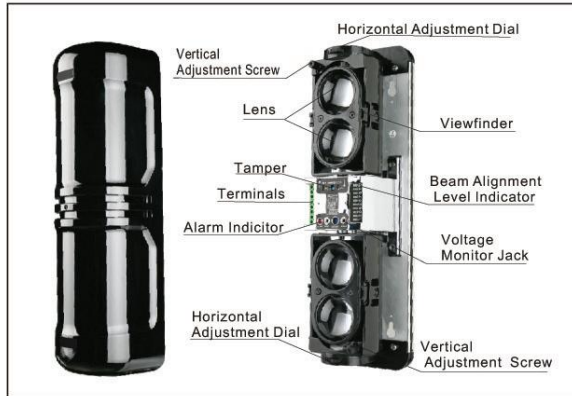
It consists of separate transmitters and receivers. The transmitter emits invisible infrared beams with changing frequencies to the receiver. The frequencies change in a certain range to protect beams from disturbance.

The changing frequencies feature can also help cut power consumption to extend the detectors life span.

Quick alignment system is built-in to speed up positionin. Accurate and reliable alignment level can be achieved by using the 10 LED beam alignment level indicators.

This detector uses 4 pulsed infrared beams that are designed to activate an alarm only when both 4 beams are simultaneously blocked.

C200 Series



■ Design Durability

Highly Durable and Heat-Resistant Housing Cover and Chassis. The housing cover and chassis provide higher durability against shocks, high temperatures, and many other harsh environmental conditions.

■ Frost and Dew Protection

An anti-frost and convex visor design is incorporated to protect the detector from effect of frost and dew.

■ High Grade Aspherical Lens

The high grade Aspherical lens creates more sharply defined and precise infrared beams compared to ordinary Fresnel lenses

■ Quad Synchronized Pulsed Beams Designed for Greater Stability

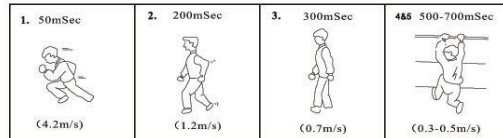
It requires simultaneous interruption of all beams to trigger an activation. No activation is generated when a bird or falling eaves break just one two or three beams

■ 99.5% Beam Blocking stability

Stable operation is maintained with as much as 99.5% of the beam's energy blocked by heavy rain, dust storms, Snow or fog.

■ Adjustable Beam Interruption Period

The Beam Interruption Time (the amount of time a beam must be broken for an alarm to occur) can be adjusted to fit any application. For example, when protecting a wall or fence, a longer interruption time will catch intruders, but let jumping cats pass through without setting off an Alarm.



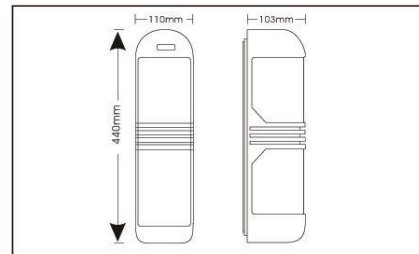
■ Quick optical and voltage alignment with 10 LEDs to speed up positioning

A removable viewfinder allows for easy alignment even in some of the most difficult mounting situations. In the receiver there are 10 LEDs and two jacks for quick and accurate alignment. The rotating dial and voltage measuring allows the installer to finely adjust the beam easily horizontally ($180^\circ/\pm 90^\circ$) or vertically ($20^\circ/\pm 10^\circ$) until suggested lit LEDs or value are obtained. The upper two beams and lower beams can be adjusted separately or simultaneously

■ A.G.C. (Automatic Gain Control) Circuit

The A.G.C. Circuit continually monitors for gradual changes in the signal's strength caused by changing weather conditions. It adjusts the sensitivity accordingly to maintain the proper signal level for the current Environmental conditions.

DIMENSIONS



SPECIFICATIONS

MODEL	C200	
Detection method	Infrared photoelectric	
Range	Outdoor	200m
	Indoor	600m
Beam characteristics	Pulsed infrared quad Beams	
Interruption period	50~700msec(selectable)	
Power input	DC12~24V/AC11~18V	
Current consumption	105mA max	
Alarm period	2sec(±1)nominal	
Alarm output	Form C relay (AC/DC30V 0.5A max)	
Tamper switch	N.C.Opens when cover is removed (receiver only)	
Operating temperature	-25°C~+55°C	
Environment humidity	95% max	
Alignment angle	±10° vertical, ±90° horizontal	
Mounting	Wall or pole	
Weight	3100g(Both transmitter and receiver)	
Appearance	PC Resin(Black)	

Specifications and design are subject to change without prior notice.

